




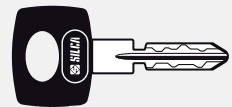
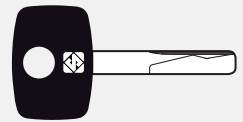
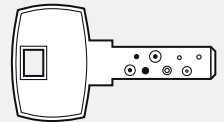
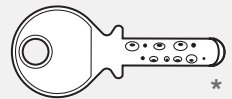
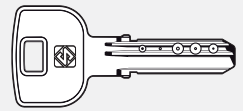
# Triax Quattro



Control panel details:

- Function buttons: F1, F2, F3, F4, MENU
- Screen display:
  - Search
  - PC Queue
  - Engraving
  - SILCA logo
  - Serial No. 111111112222
  - SU Version 0.1.035
  - DB Version 09.04
  - Date: 25/11/10
  - Time: 18.26
- Keypad: Standard numeric keypad (1-9, 0, \*, #), CLEAR, ENTER, STOP, START, SHIFT

**Triax QUATTRO**



\* Keys with angulated cuts (only with R13 or R4 optional clamp).

# Triax Quattro

Fast and silent, it brings excellence to your key cutting service.

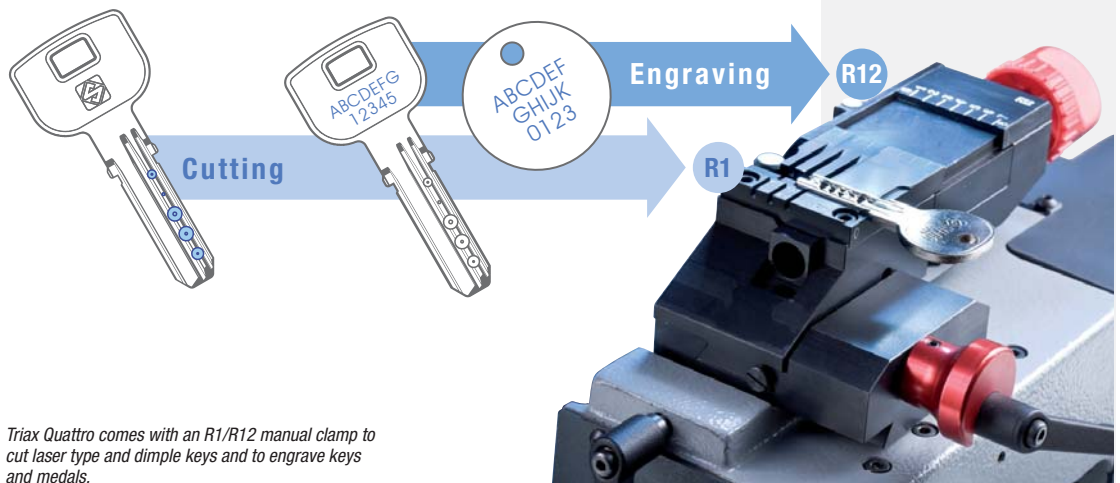
The new Silca Triax Quattro is a real technological jewel: easy to use and fast, it incorporates quality and precision in cutting even the most complex laser type and dimple keys.

Thanks to the provided accessories this key cutting machine is also an excellent solution for engraving keys, keyrings and small medals.



Triax Quattro is designed and produced entirely to CE mark European standards.

# Triax Quattro



Triax Quattro comes with an R1/R12 manual clamp to cut laser type and dimple keys and to engrave keys and medals.







1

2

### 1 Easy to use

With Triax Quattro you work to the best of your ability and can manage complex operations with the aid of the numerous new items and innovative functions incorporated in the machine.


### 2 Graphic display

Large coloured graphic display on machine:

- optimum resolution (320x240 pixels),
- wide screen (5,7" - 70x120 mm).

### 3 Innovative software

- Intuitive software interface thanks to icons specially designed for the key-cutting sector.
- Innovative software functions designed to meet the needs of key cutters, from the simplest to the most complex. Just a few of the many: search by key blank, lock system (SSN), manufacturer, system description and indirect code.



### 5 Cutter Holder

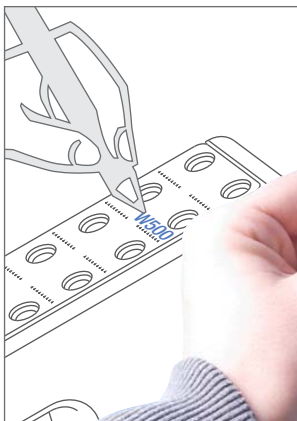
Triax Quattro introduces an innovative cutter holder incorporated in the machine, to make your job comfortable and keep your work bench in order. You can immediately find the cutters required for cutting the many different types of key, without wasting time. The holder has 14 cutter positions and comes with an adhesive on which to write the names of the cutters to help you identify them immediately.

The standard cutter provided with Triax Quattro is the W500 which can be used to cut 65% of the dimple keys currently on the market.

### 6 USB Pen Drive (1 GB)


Triax Quattro also comes with a surprising useful innovation in the form of a pen drive (1GB) incorporated in the machine with which to:

- perform an optimized update procedure in just 5 minutes (via pen drive);
- make backups of all the data saved on the machine;
- save your data card codes in complete security;
- optimize the use of the stand-alone mode for:
  - all Silca tables and series and for those customized by you.
  - use customized data cards created by SKP "Code Maker".



5

6



### 4 More powerful optimized work cycle

- New motor with higher cutter speed for top quality cutting resolution (6.000 - 17.000 rpm).
- New spindle.
- Improved axis movement.
- Motorized fourth axis for angulated cuts (+/- 45°).

### 7 Optional clamps

**7.1 Manual clamp for angulated cuts (R4)**  
Triax Quattro can use the R4 optional manual clamp for angulated cuts.

**7.2 Motorized tilting clamp for angulated cuts (R13)**

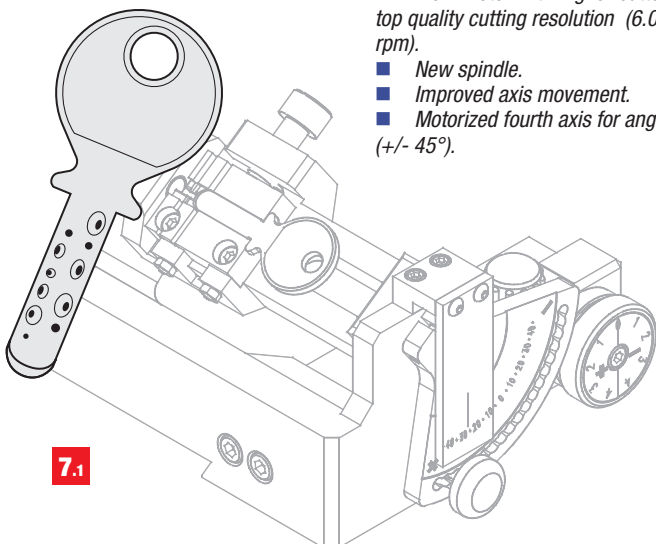
The innovative R13 tilting clamp, motorized for angulated cuts (+/- 45°), ensures top quality cutting performance with high speed work cycles.

The new R13 motorized clamp with its ergonomic design has been planned for fitting on the machine in just a few seconds.



7.2

The new R13 motorized clamp can be installed quickly.



7.1





#### SILCA S.p.A.

Via Podgora, 20 (Z.I.)  
31029 VITTORIO VENETO (TV)  
Tel. +39 0438 9136  
Fax +39 0438 913800  
E-mail: silca@silca.it  
www.silca.biz

#### SILCA Ltd.

Unit 6 Lloyds Court,  
Manor Royal  
CRAWLEY RH10 9QU  
Tel. +44 1293 531134  
Fax +44 1293 531108  
E-mail: sales@silcalt.co.uk  
www.silcalt.co.uk

#### SILCA GmbH

Siemensstrasse, 33  
42551 VELBERT  
Tel. +49 2051 2710  
Fax +49 2051 271172  
E-mail: info@silca.de  
www.silca.de

#### SILCA S.A.S.

12 Rue de Rouen - B.P. 37  
Z.I. Limay - Porcheville  
78440 PORCHEVILLE  
Tel. +33 1 30983500  
Fax +33 1 30983501  
E-mail: info@silca.fr  
www.silca.fr

#### SILCA KEY SYSTEMS S.A.

C/Santander 73A  
08020 BARCELONA  
Tel. +34 93 4981400  
Fax +34 93 2788004  
E-mail: silca@silca.es  
www.silca.es


#### H. CILLEKENS & ZN. B.V.

Metaalweg, 4  
6045 JB ROERMOND  
Tel. +31 475 325147  
Fax +31 475 323640  
E-mail: info@hcillekens.nl  
www.hcillekens.nl

#### MINDA SILCA Engineering Ltd.

Plot no. 37- Toy City  
Greater Noida-201308, U.P.  
Tel : +91 9871397630/31  
Fax: +91 120 2351301  
E-mail: info@mindsilca.in  
www.mindsilca.in

## Dimensions



## Technical Data

<b>Power supply</b>	230V – 50Hz, 120V – 60Hz, 100V – 50/60Hz
<b>Maximum absorbed power</b>	230V: 1,4 Amps. 300 Watt
<b>Cutter motor</b>	36 V - 200 W
<b>Tool speed</b>	6.000-17.000 rpm
<b>Movements</b>	On 3 axis with ball screws activated by step motors, on rectified roller guides
<b>Clamp</b>	R1+R12 universal interchangeable (cutting + engraving)
<b>Runs</b>	Upper axis X: 32 mm Lower axis Y: 57 mm Vertical axis Z: 30 mm
<b>Dimensions</b>	Width: 450 mm Depth: 600 mm Height: 510 mm (with raised shield: 680 mm)
<b>Mass</b>	51.5 Kg

## Optional Accessories

<b>R4 Clamp</b>	Manual clamp for angulated cuts
<b>R13 Clamp</b>	Motorized tilting clamp for angulated cuts
<b>Jaws and adaptors</b>	Numerous specific clamps and adaptors designed to cut personalised special systems are made available on request

www.silca.biz



8 003 737 787 192